


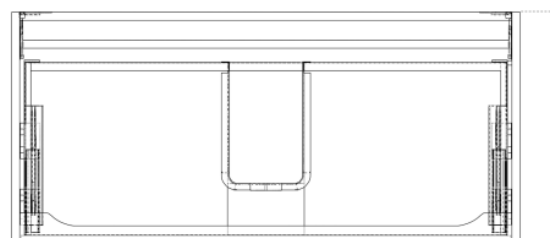
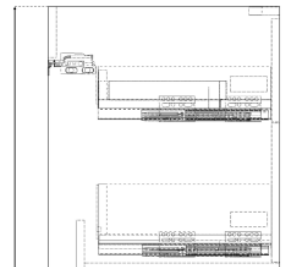
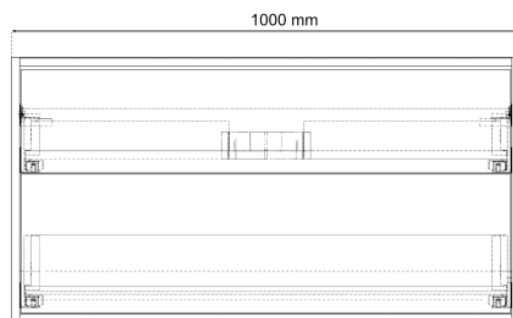
## Technical Data Information

**Product Code:** ERL100WHWHT

**Information:** Erla 1000mm Wall Hung Twin Drawer White  
Feelwood Textures  
Indaux SCARPI Model Cabinet Hangers  
Emuca Concept Drawer Bodies  
Soft-Closing Runners

**Unit Dimensions:** H: 520mm x W: 1000mm x D: 450mm

**Overall Dimensions:** H: 570mm x W: 1015mm x D: 460mm



All Dimensions are in millimetres. The information contained on this page was correct at date of issue. Fitting dimensions are provided as a guide only. Some variation may occur due to manufacturing tolerances. We pursue a policy of continuing improvement in design and performance of our products and so reserve the right to change specifications without prior notice.